

HURRICANE TITAN

(3 LED Series)




MAIN FEATURES

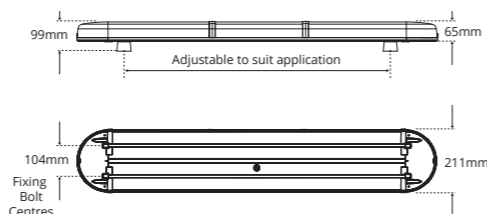
- Multi-voltage (10-30V)
- 2ft/610mm, 2.5ft/762mm, 3ft/915mm, 4ft/1220mm, 5ft/1524mm & 6ft/1828mm lengths available
- Four R65 approved flash patterns (single, double, triple, quad flash)
- Three selectable operating modes - simultaneous, left/right and front/back
- Airport flash mode available
- Amber, blue or clear polycarbonate lenses
- Extruded aluminium base
- Fully encapsulated electronic control module
- Amber, blue, clear or white centre sections available
- 4-bolt mounting fix / high rise feet option
- Extreme temperature reliability -30° to +50°
- 2ft Magnetic models available (40mph max. speed)
- 2.5 metre multi-core cable



ECE R65 CLASS I & II APPROVED



Class I : Blue LEDs with Blue Lens & Clear Lens Options
Class II : Blue LEDs with Clear Lens Option




Components	Current Consumption @ 12V	Current Consumption @ 24V
3 LED Module (x1)	0.4A	0.2A
6 LED Module (x1)	0.9A	0.4A
Centre Illumination (x1)	0.4A	0.2A
Alley Light (x1)	0.3A	0.2A
Hazard Light (x1)	0.3A	0.2A
Stop, Tail, Indicator (x1)	0.6A	0.3A
LED Worklamp (x1)	1.0A	0.5A

KEY POINTS



LENS / LED COMBINATIONS



Front facing LED illuminated centre section with optional sign writing (rear facing illumination when ordered with stop, tail, indicator light)

Conformal coated modules manufactured with 3W LEDs

Optional ultra-bright LED alley lights

Stop, tail, indicator lights, hazard lights and external LED work lamps all available

Adjustable heavy duty rubber mounting feet

Lightbar shown: LBH48H10AC/SZ

CUSTOMISE YOUR HURRICANE TITAN



LED Stop, Tail, Indicator Light



Internal LED Alley Lights



Amber Lens with White LEDs



STRØLUX Mounted LED Work Light Bar



100mm & 150mm 'Z' Mounting Brackets



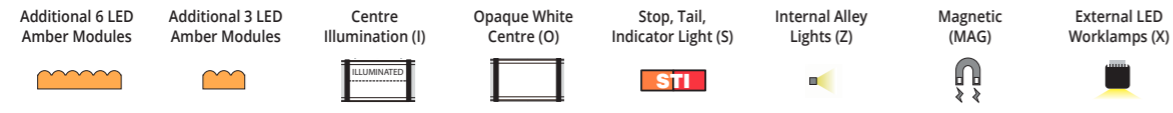
Opaque/Illuminated Centre & Signage



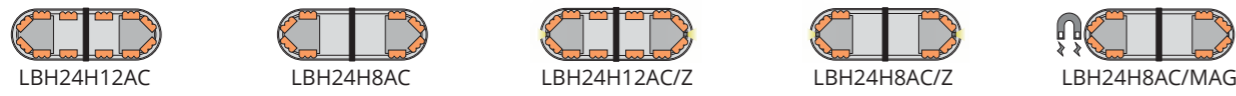
External LED Work Lamps



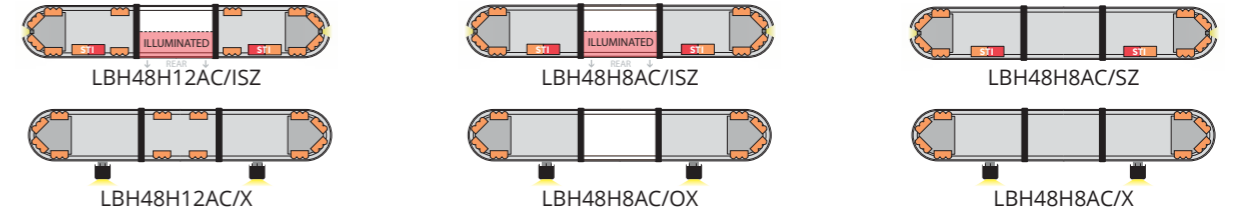
Additional 3 LED & 6 LED Modules



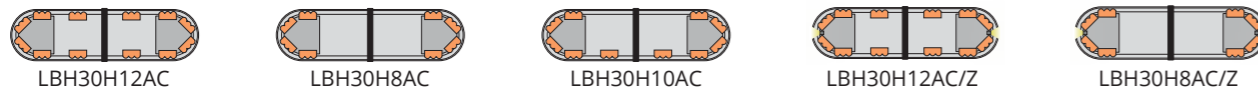
Lightbar Length | 2ft / 610mm



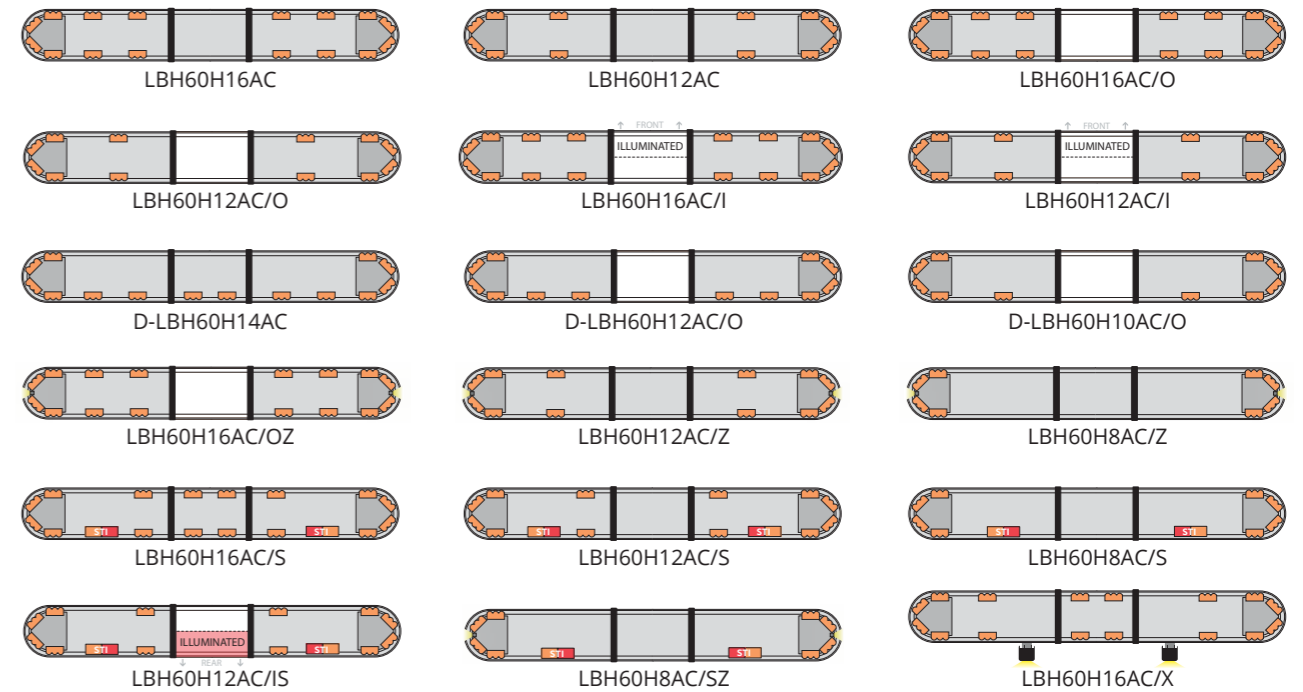
Lightbar Length | 4ft / 1220mm



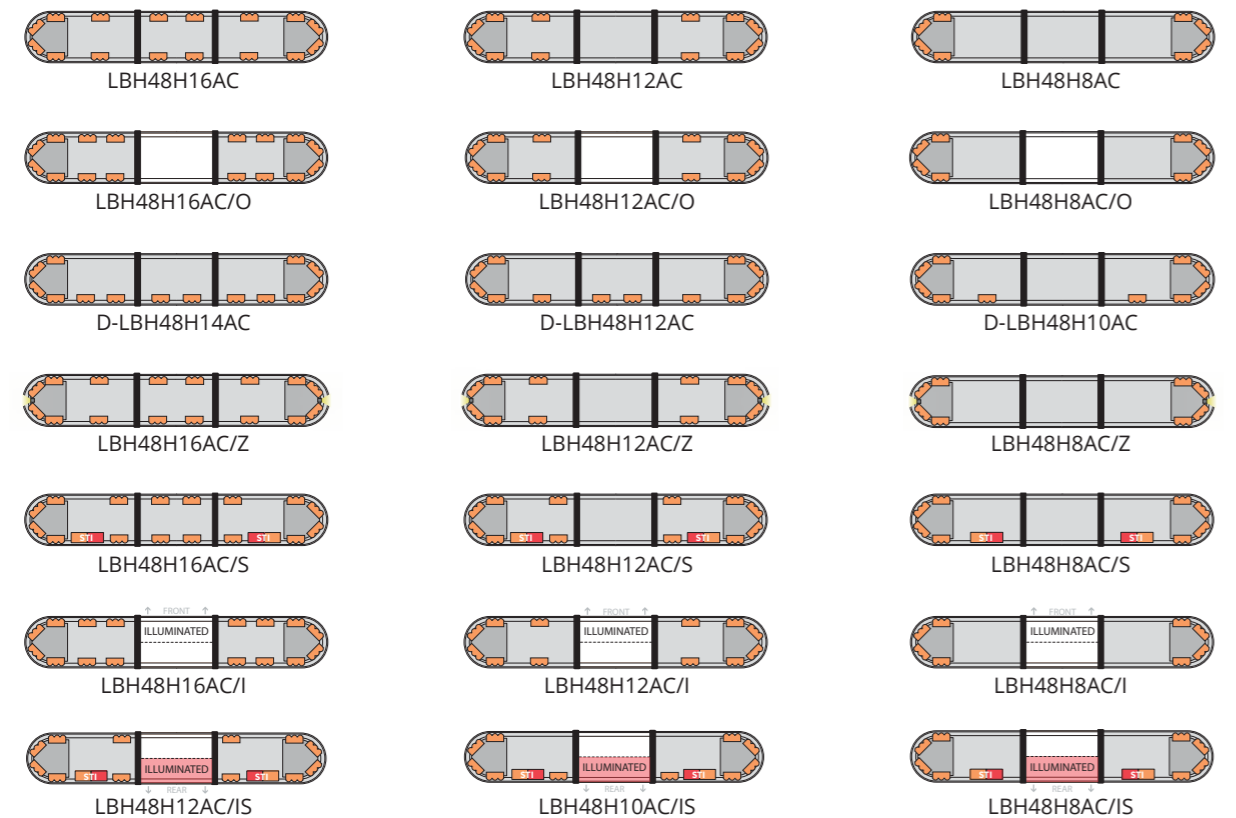
Lightbar Length | 2.5ft / 762mm



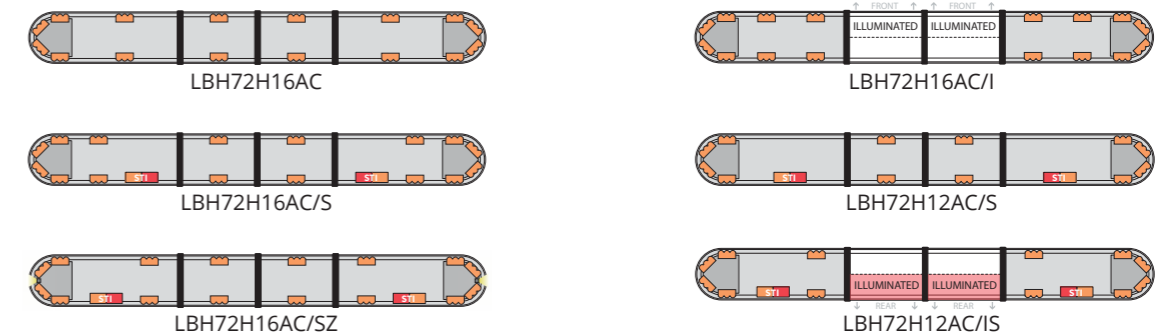
Lightbar Length | 5ft / 1524mm



Lightbar Length | 4ft / 1220mm



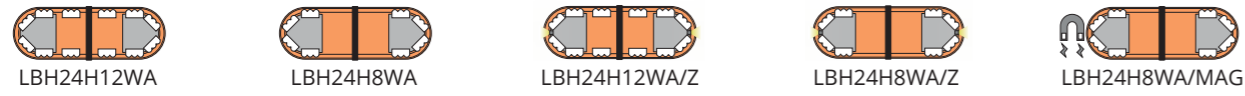
Lightbar Length | 6ft / 1828mm



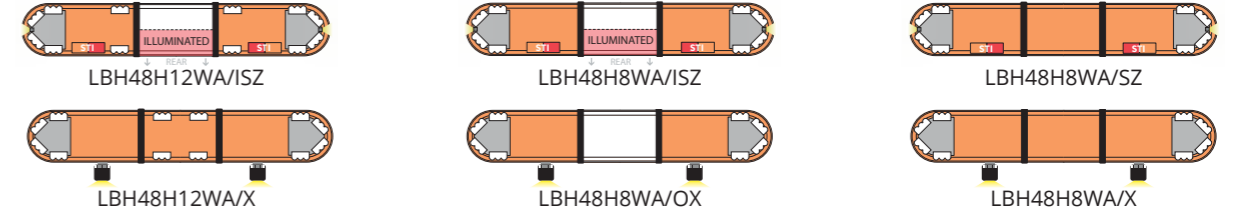
Lightbar drawings for illustration purposes only.



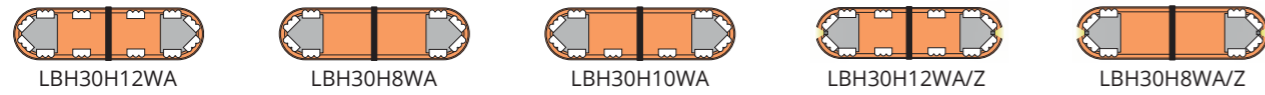
Lightbar Length | 2ft / 610mm



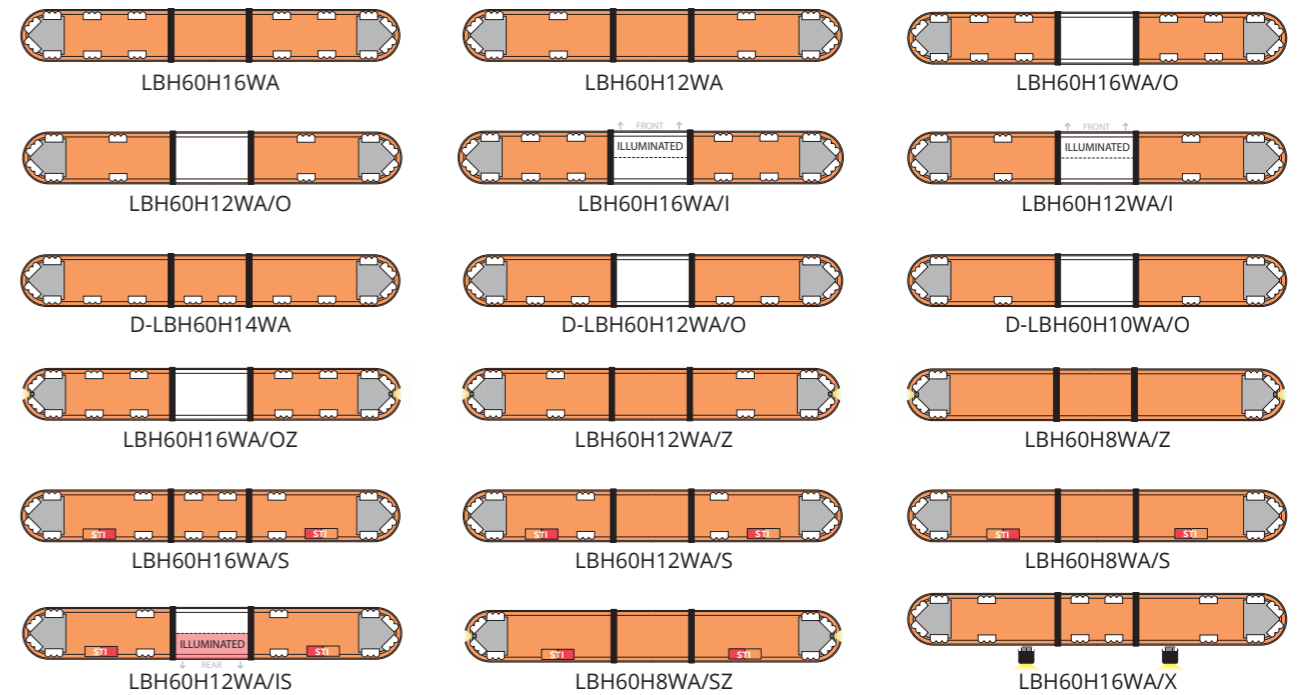
Lightbar Length | 4ft / 1220mm



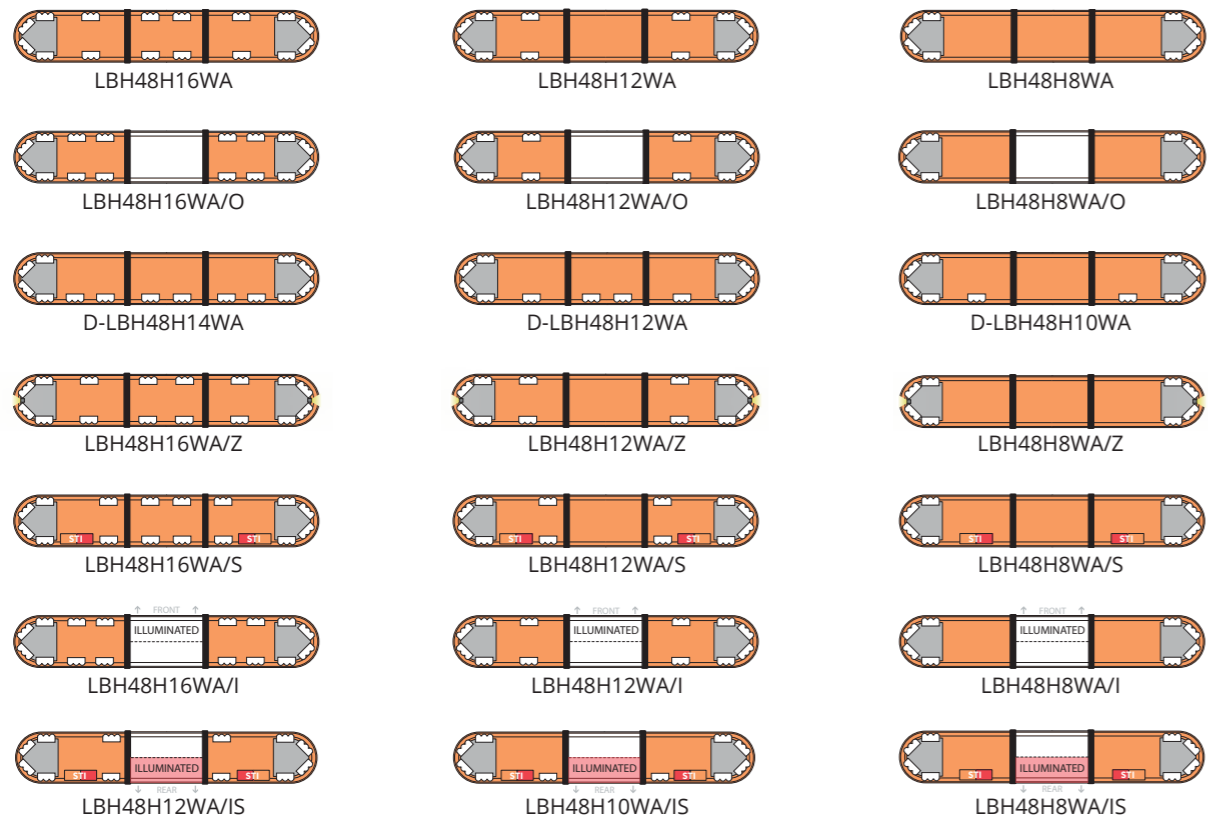
Lightbar Length | 2.5ft / 762mm



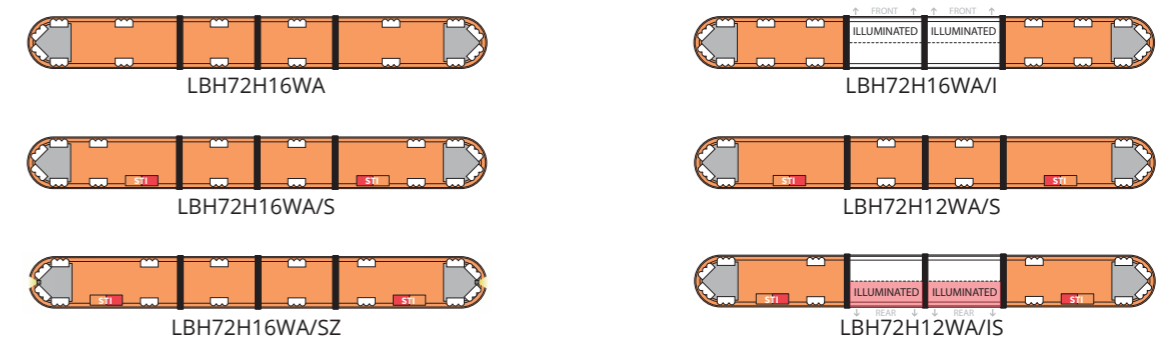
Lightbar Length | 5ft / 1524mm



Lightbar Length | 4ft / 1220mm



Lightbar Length | 6ft / 1828mm



Lightbar drawings for illustration purposes only.

HURRICANE TITAN

(6 LED Series)



MAIN FEATURES

- Multi-voltage (10-30V)
- 2ft/610mm, 2.5ft/762mm, 3ft/915mm, 4ft/1220mm, 5ft/1524mm & 6ft/1828mm lengths available
- Four R65 approved flash patterns (single, double, triple, quad flash)
- Three selectable operating modes - simultaneous, left/right and front/back
- Airport flash mode available
- Amber, blue or clear polycarbonate lenses
- Extruded aluminium base
- Fully encapsulated electronic control module
- Amber, blue, clear or white centre sections available
- 4-bolt mounting fix / high rise feet option
- Extreme temperature reliability -30° to +50°
- 2ft magnetic models available (40mph max. speed)
- 2.5 metre multi-core cable



KEY POINTS



LENS / LED COMBINATIONS

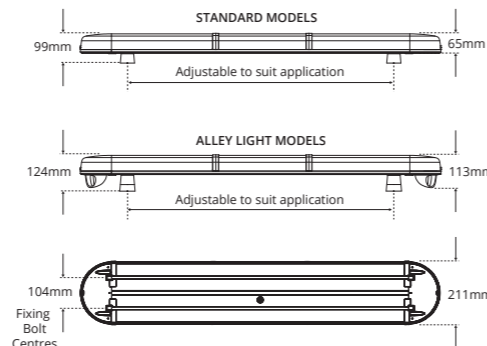


Components	Current Consumption @ 12V	Current Consumption @ 24V
3 LED Module (x1)	0.4A	0.2A
6 LED Module (x1)	0.9A	0.4A
Centre Illumination (x1)	0.4A	0.2A
Alley Light (x1)	0.3A	0.2A
Hazard Light (x1)	0.3A	0.2A
Stop, Tail, Indicator (x1)	0.6A	0.3A
LED Worklamp (x1)	1.0A	0.5A

ECE R65 CLASS I APPROVED



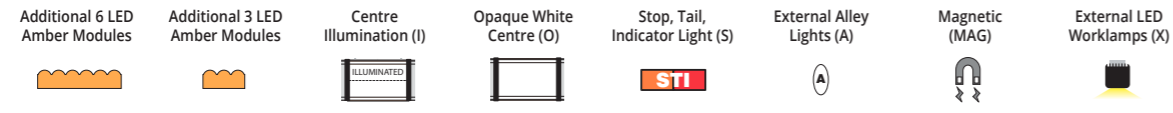
Blue LEDs with Blue Lens & Clear Lens Options



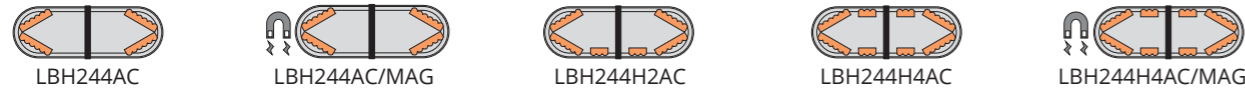
Lightbar shown: LBH604H8AC/IS

CUSTOMISE YOUR HURRICANE TITAN

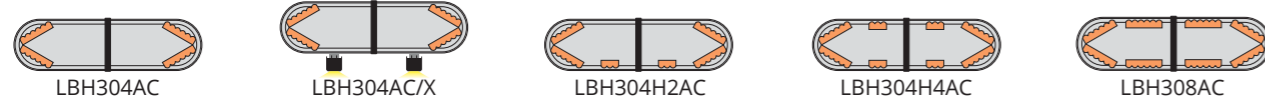




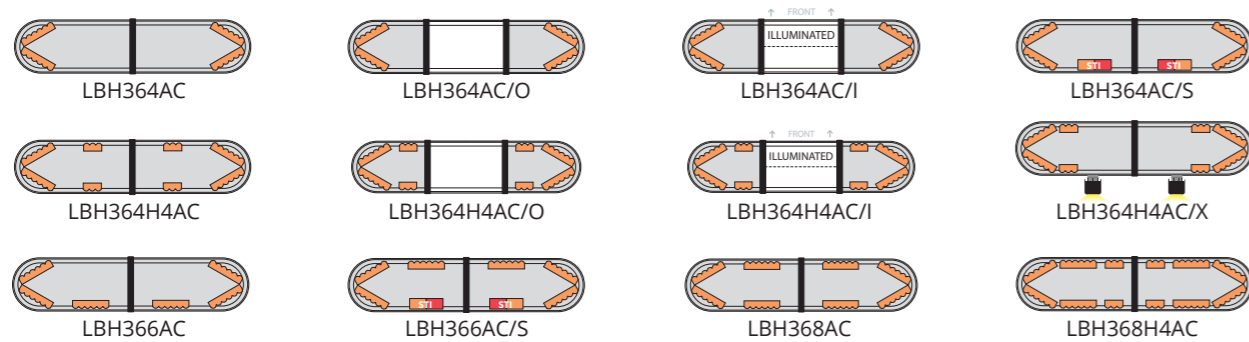
Lightbar Length | 2ft / 610mm



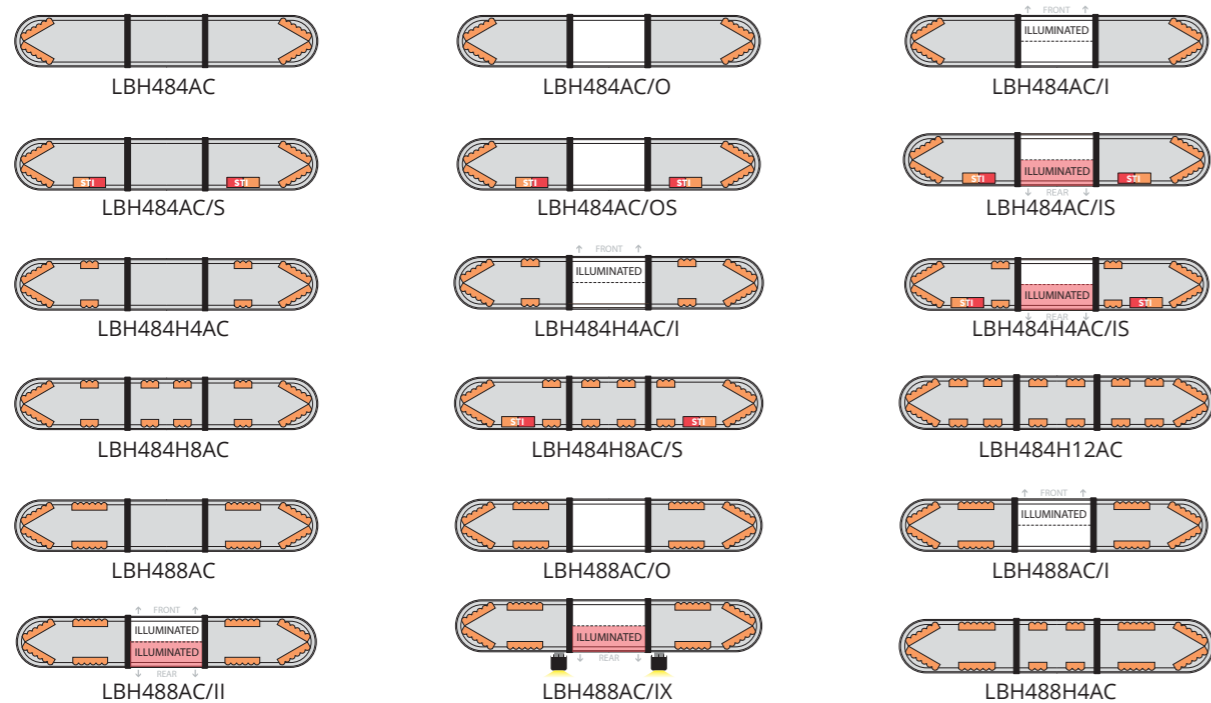
Lightbar Length | 2.5ft / 762mm



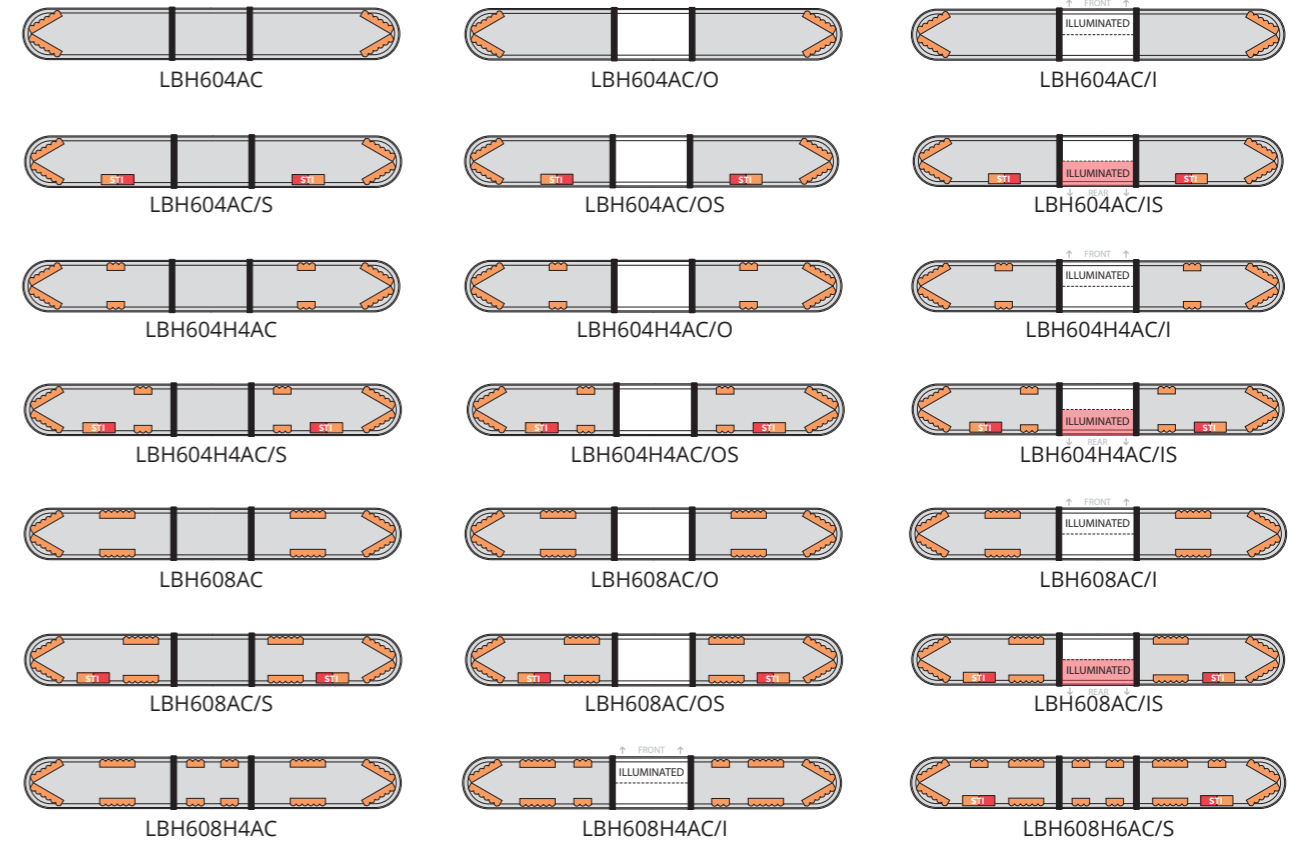
Lightbar Length | 3ft / 915mm



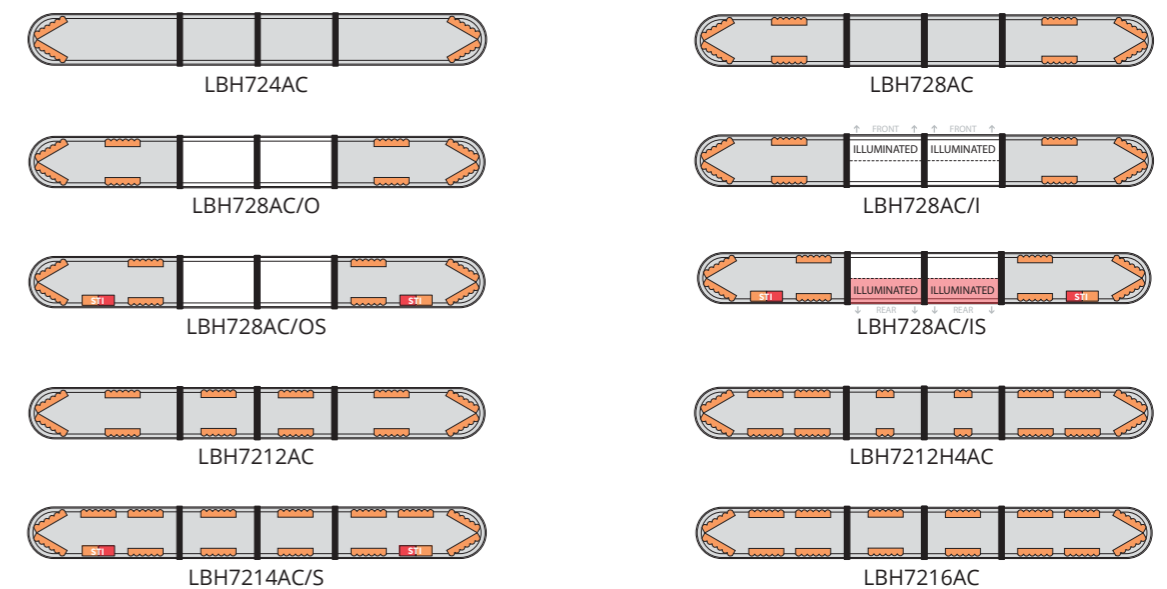
Lightbar Length | 4ft / 1220mm



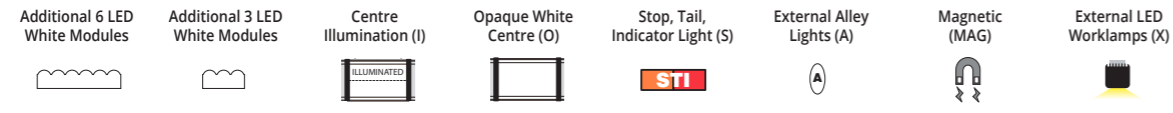
Lightbar Length | 5ft / 1524mm



Lightbar Length | 6ft / 1828mm



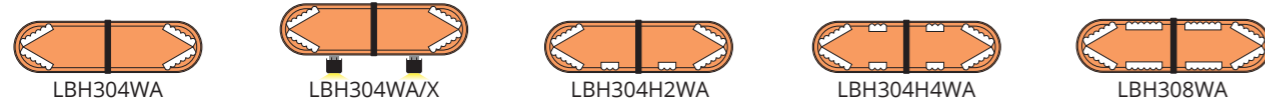
Lightbar drawings for illustration purposes only.



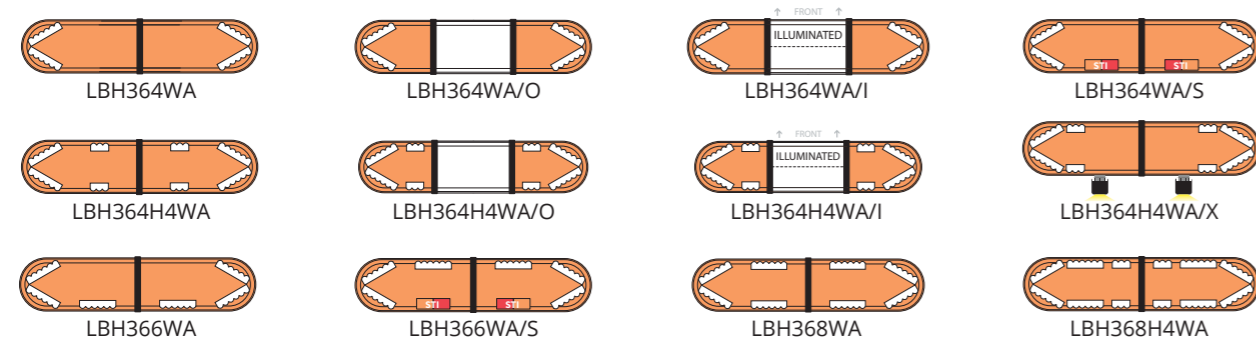
Lightbar Length | 2ft / 610mm



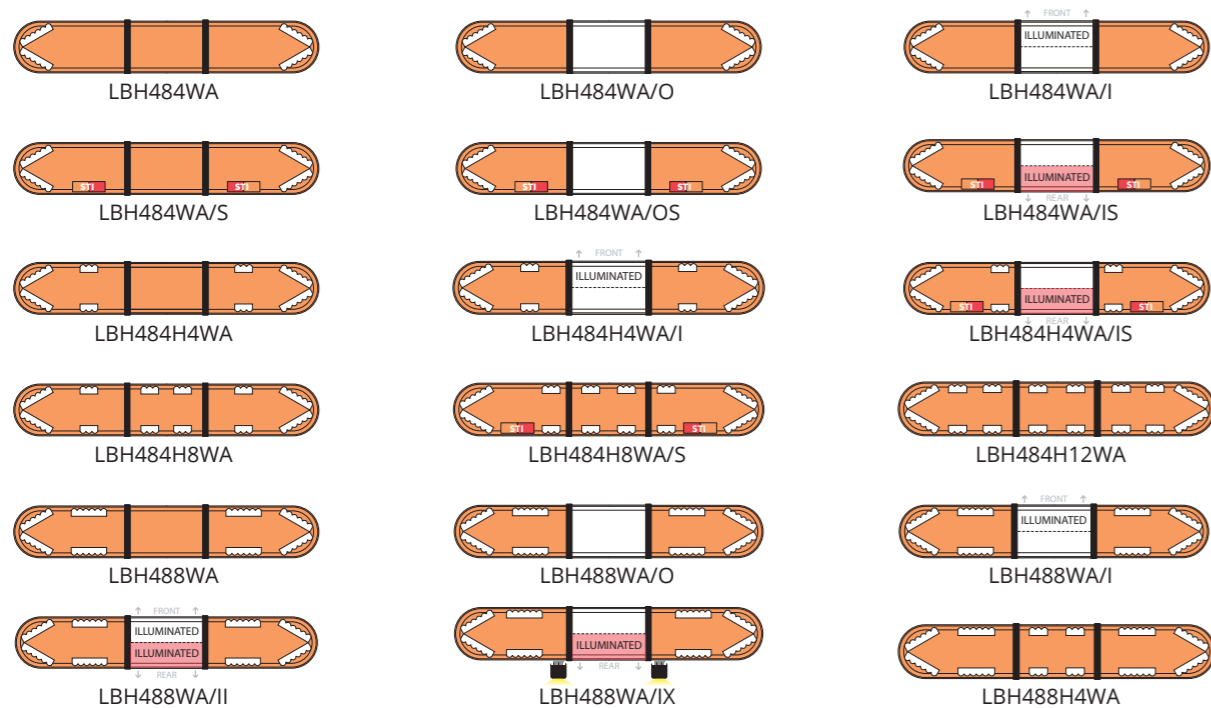
Lightbar Length | 2.5ft / 762mm



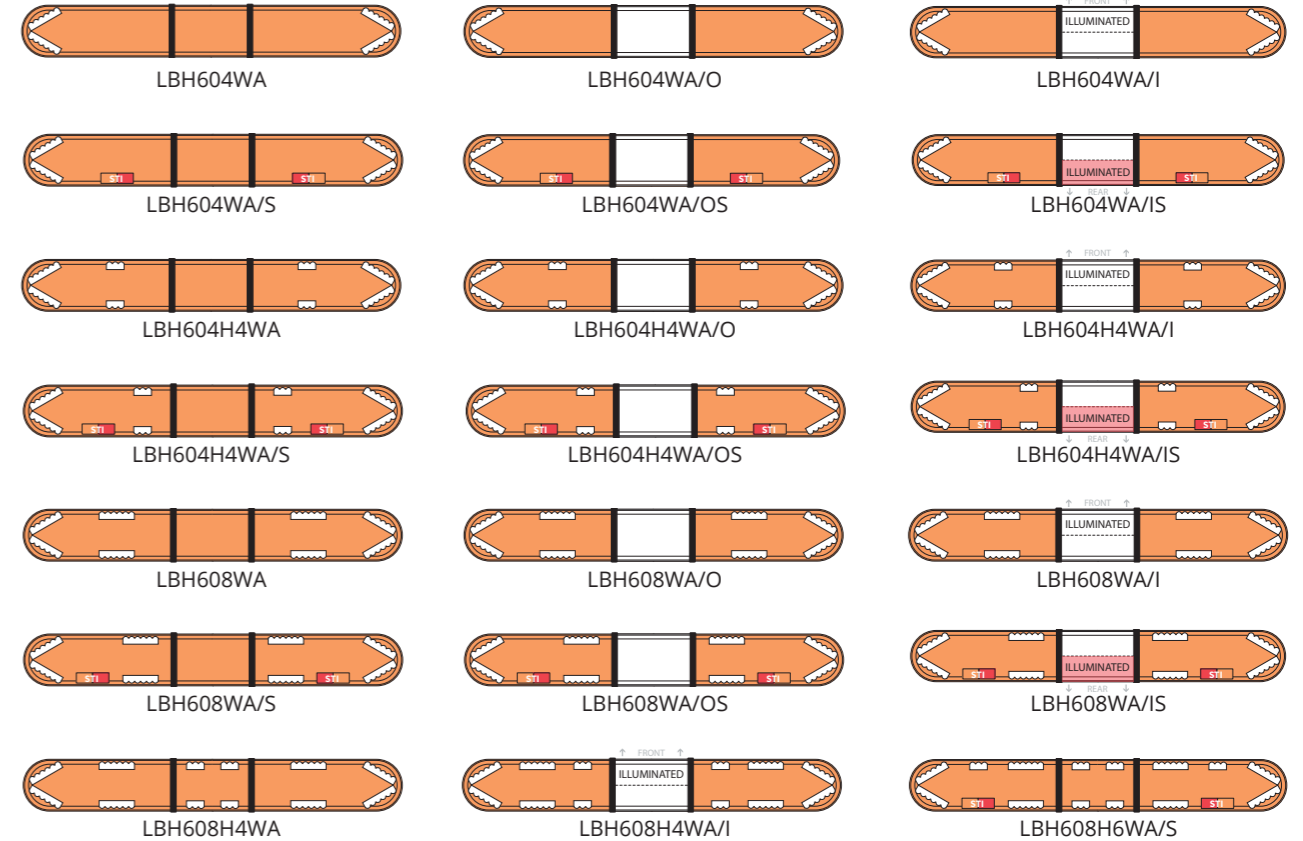
Lightbar Length | 3ft / 915mm



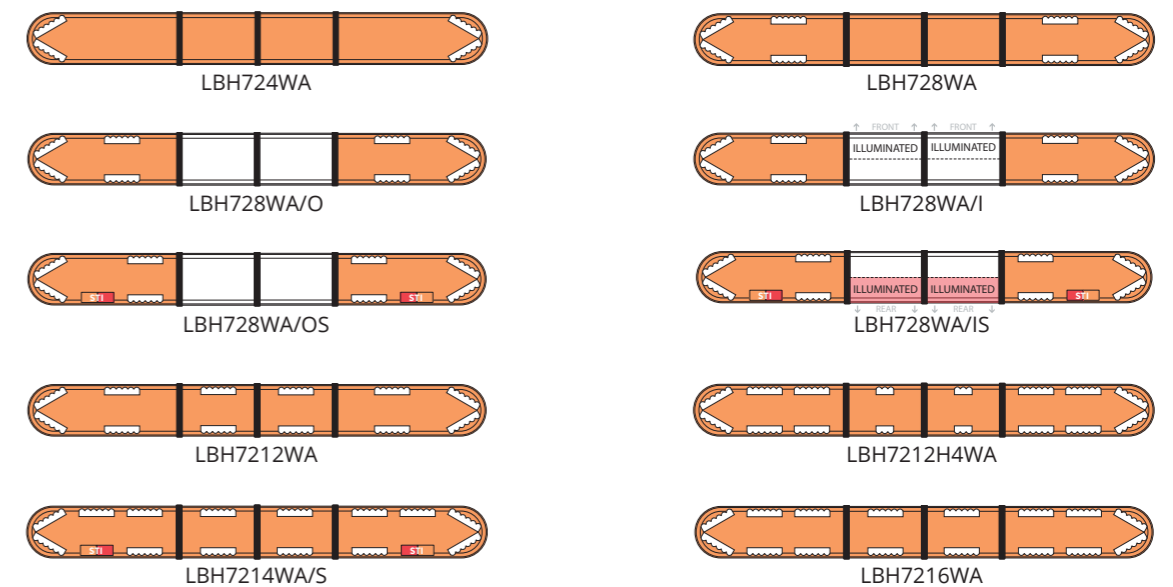
Lightbar Length | 4ft / 1220mm



Lightbar Length | 5ft / 1524mm



Lightbar Length | 6ft / 1828mm



Lightbar drawings for illustration purposes only.

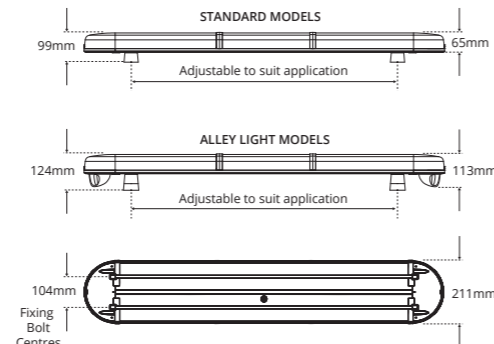
CLASSIC TITAN



MAIN FEATURES

- Multi-voltage (10-30V)
- 2ft/610mm, 2.5ft/762mm, 3ft/915mm, 4ft/1220mm, 5ft/1524mm & 6ft/1828mm lengths available
- Four R65 approved flash patterns (single, double, triple, quad flash)
- Optional airport flash pattern (upon request)
- 360° high performance optics for improved safety
- Amber or clear polycarbonate lenses
- Extruded aluminium base
- Fully encapsulated electronic control module
- Long life LED technology
- Amber, clear or white centre sections available
- 4-bolt mounting fix / high rise feet option
- Extreme temperature reliability -30° to +50°
- 2ft magnetic models available (40mph max. speed)
- 2.5 metre multi-core cable

Components	Current Consumption @ 12V	Current Consumption @ 24V
R65 LED Module (x1)	2.0A	1.0A
Centre Illumination (x1)	0.4A	0.2A
Alley Light (x1)	0.3A	0.2A
Hazard Light (x1)	0.3A	0.2A
Stop, Tail, Indicator (x1)	0.6A	0.3A
LED Worklamp (x1)	1.0A	0.5A



KEY POINTS



LENS / LED COMBINATIONS



Front facing LED illuminated centre section with optional sign writing (rear facing illumination when ordered with stop, tail, indicator light)

Stop, tail, indicator lights, hazard lights and external LED work lamps all available

Unique 360° R65 warning module 9 x 3W Osram LEDs per head - conformed coated PCB

Adjustable heavy duty rubber mounting feet

Lightbar shown: LB482AC/IS


CUSTOMISE YOUR CLASSIC TITAN



LED Stop, Tail, Indicator Light



External LED Alley Lights



Amber Lens with White LEDs



STRØLUX Mounted LED Work Light Bar



100mm & 150mm 'Z' Shaped Brackets



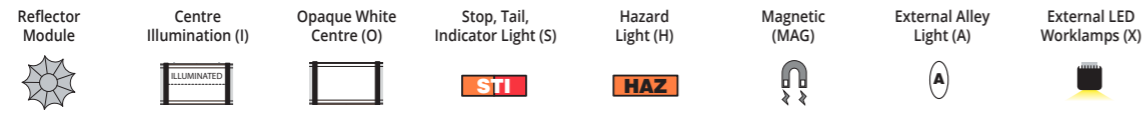
Opaque/Illuminated Centre & Signage



External LED Work Lamps



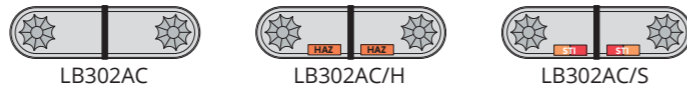
2 Head or 4 Head Lightbar Options



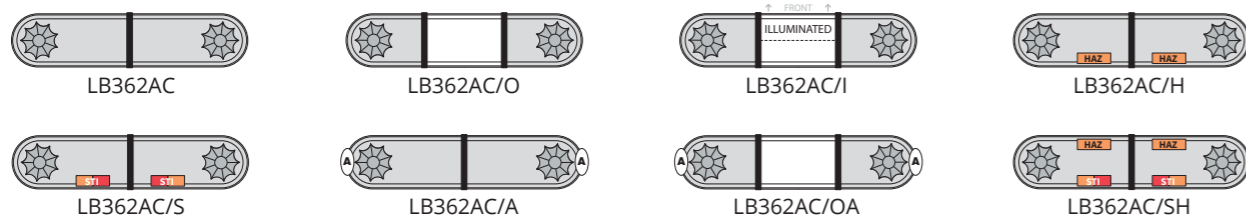
Lightbar Length | 2ft / 610mm | 2 x LED Heads



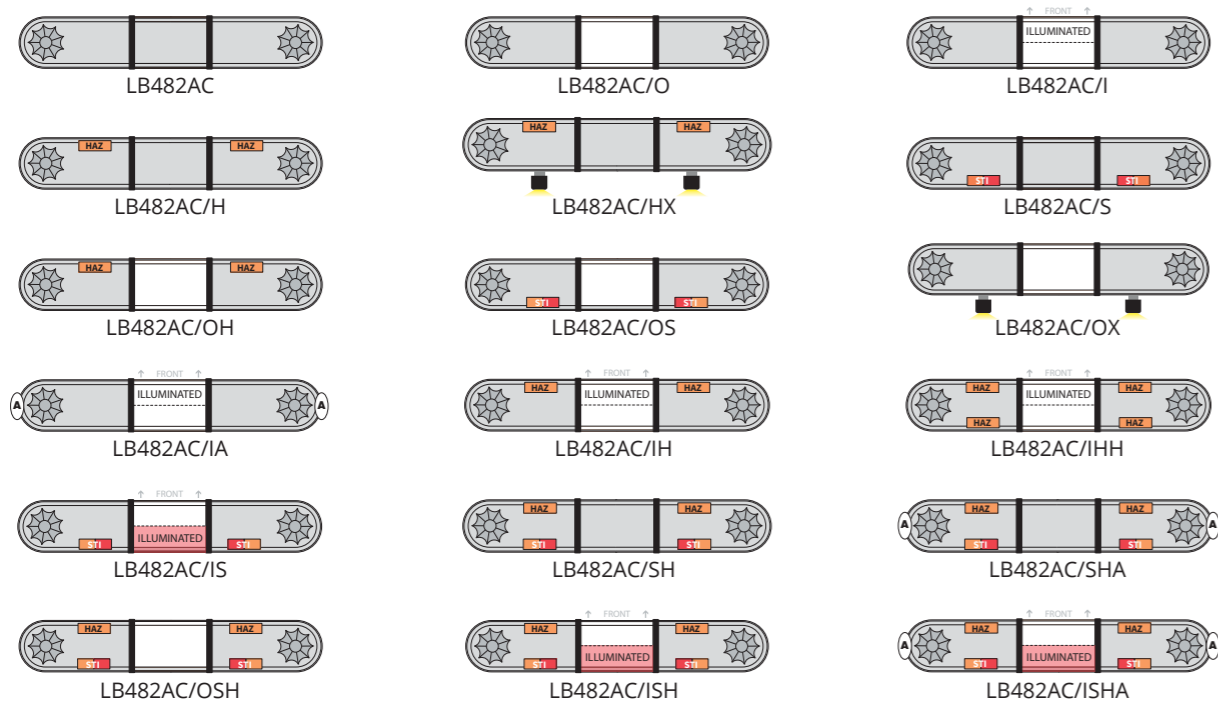
Lightbar Length | 2.5ft / 762mm | 2 x LED Heads



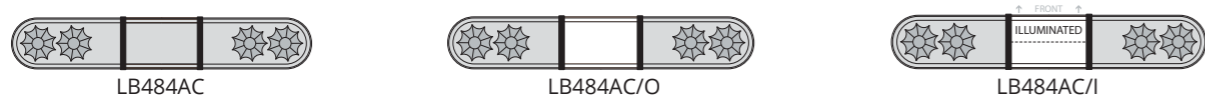
Lightbar Length | 3ft / 915mm | 2 x LED Heads



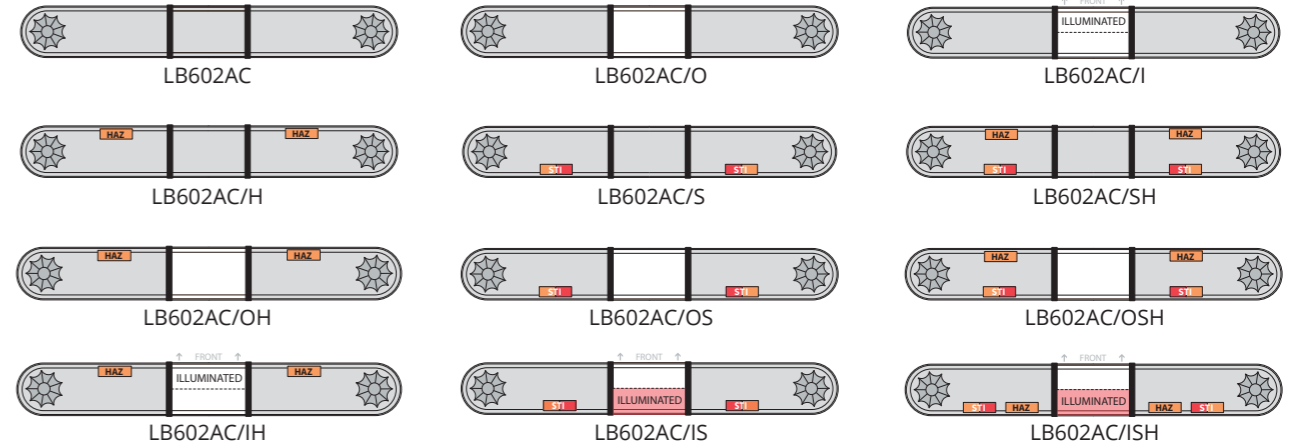
Lightbar Length | 4ft / 1220mm | 2 x LED Heads



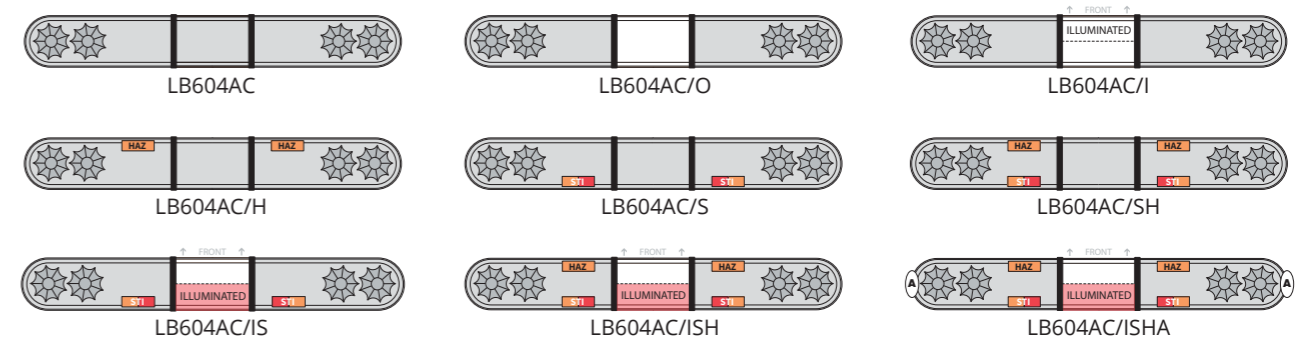
Lightbar Length | 4ft / 1220mm | 4 x LED Heads



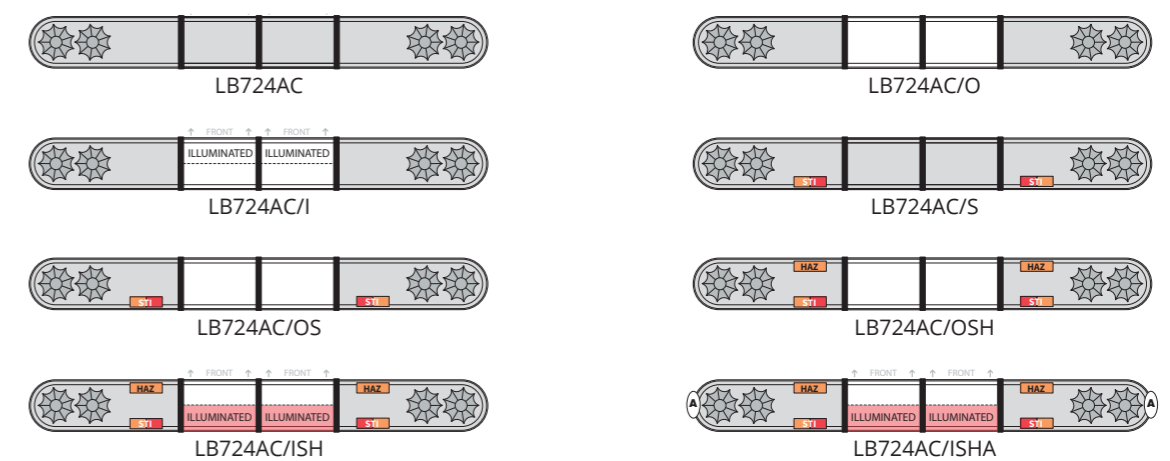
Lightbar Length | 5ft / 1524mm | 2 x LED Heads



Lightbar Length | 5ft / 1524mm | 4 x LED Heads



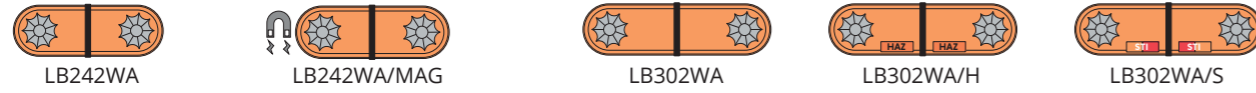
Lightbar Length | 6ft / 1828mm | 4 x LED Heads



Lightbar drawings for illustration purposes only.



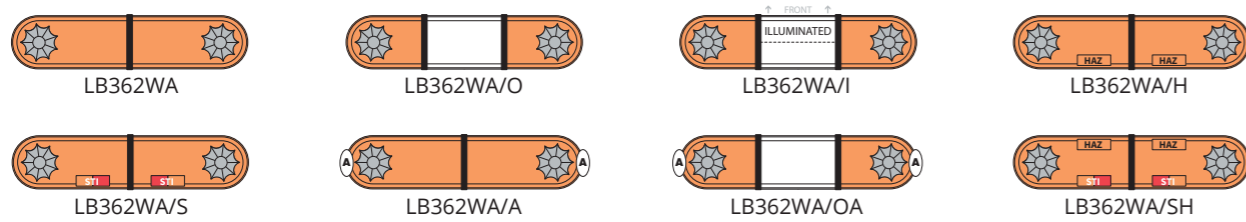
Lightbar Length | 2ft / 610mm | 2 x LED Heads



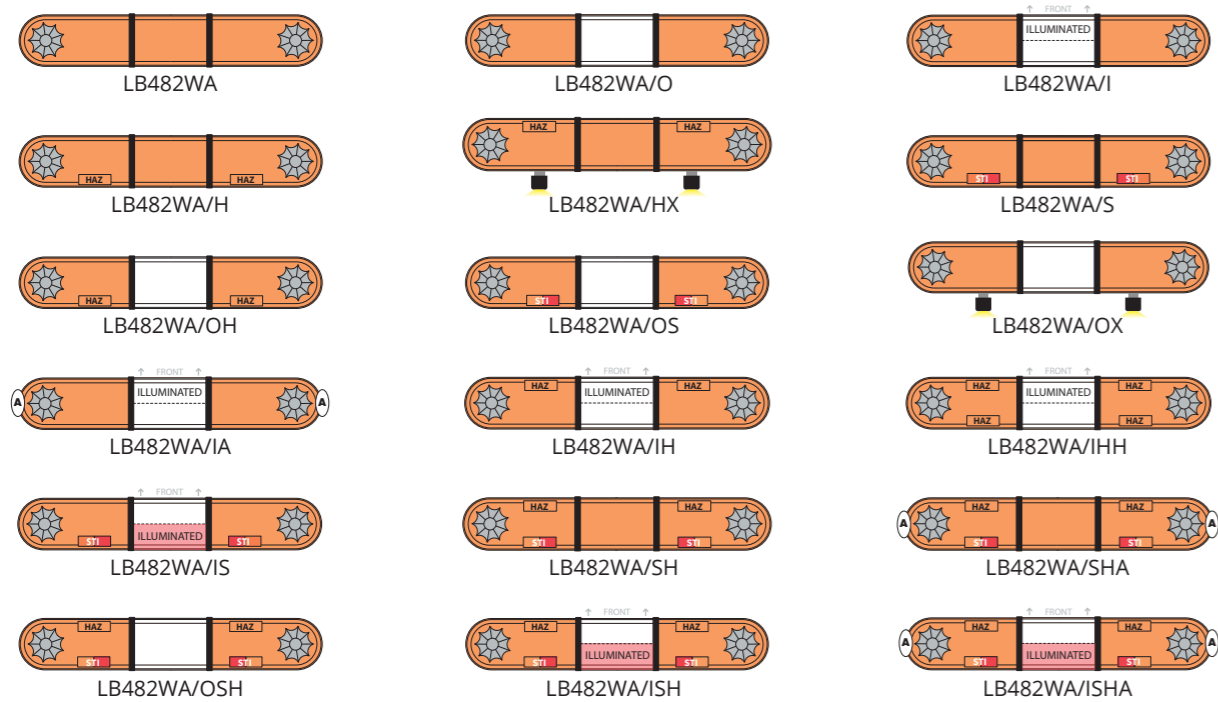
Lightbar Length | 2.5ft / 762mm | 2 x LED Heads



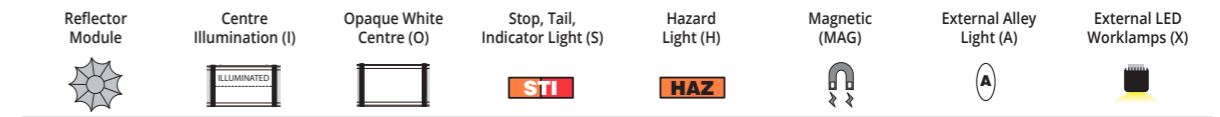
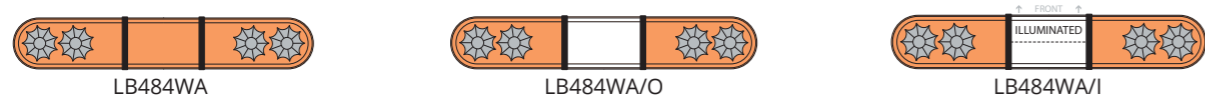
Lightbar Length | 3ft / 915mm | 2 x LED Heads



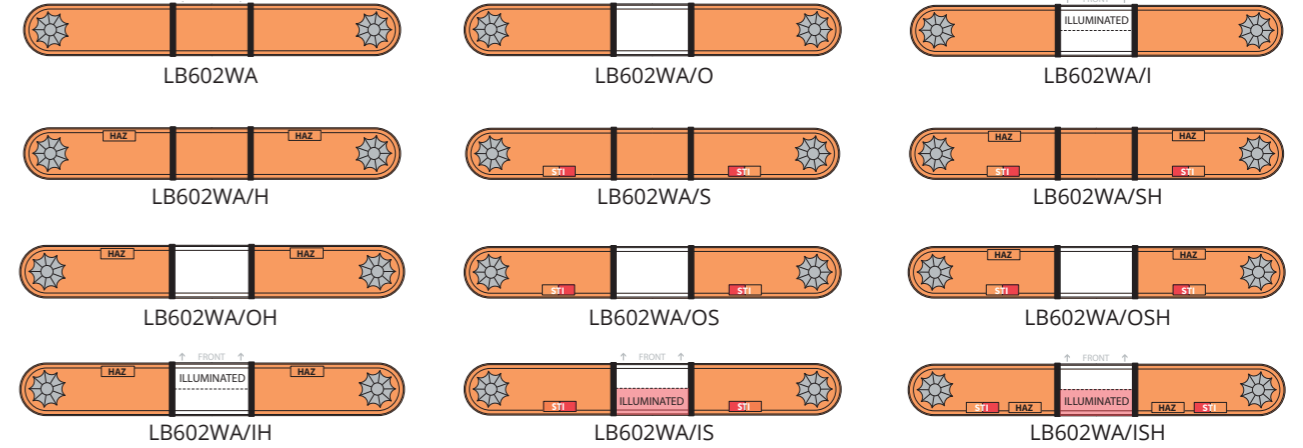
Lightbar Length | 4ft / 1220mm | 2 x LED Heads



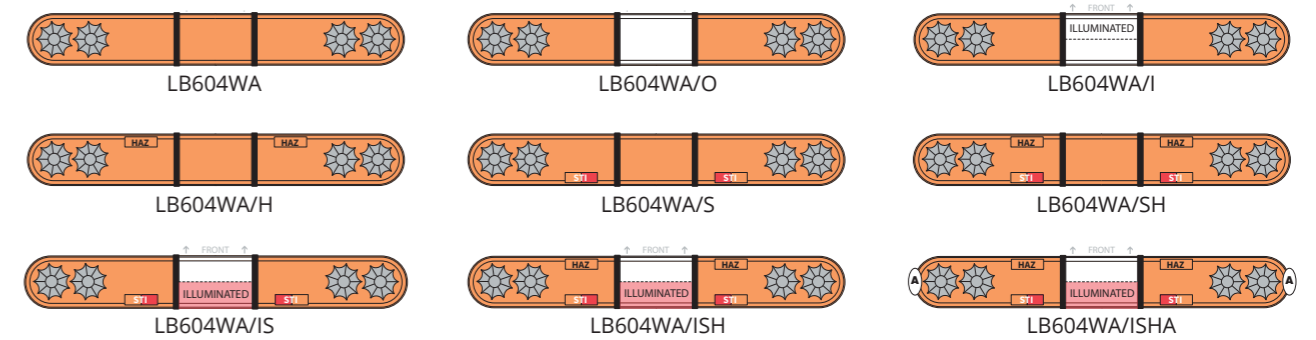
Lightbar Length | 4ft / 1220mm | 4 x LED Heads



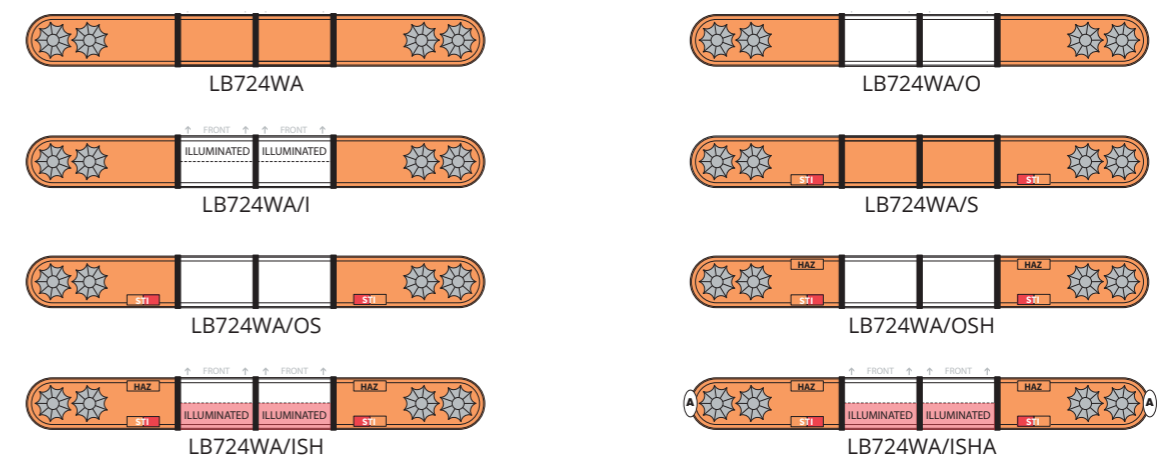
Lightbar Length | 5ft / 1524mm | 2 x LED Heads



Lightbar Length | 5ft / 1524mm | 4 x LED Heads



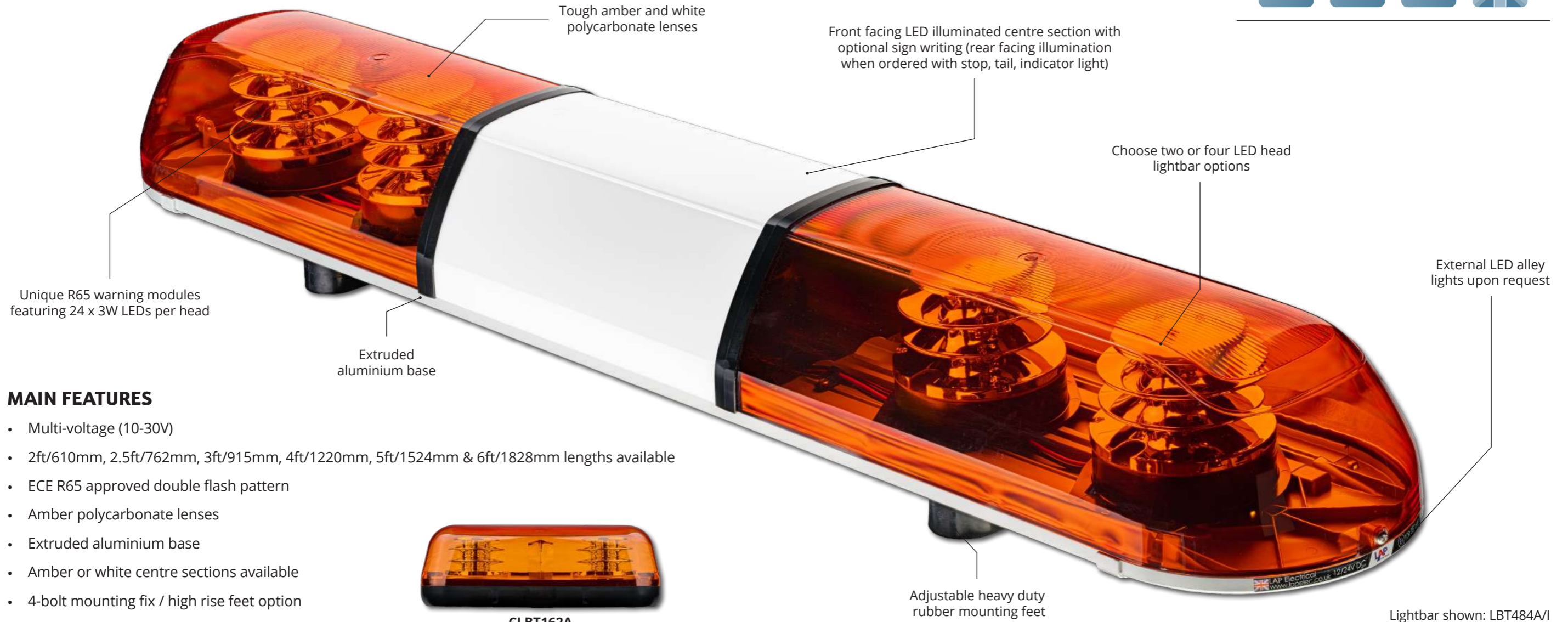
Lightbar Length | 6ft / 1828mm | 4 x LED Heads



Lightbar drawings for illustration purposes only.

TORNADO TITAN

KEY POINTS

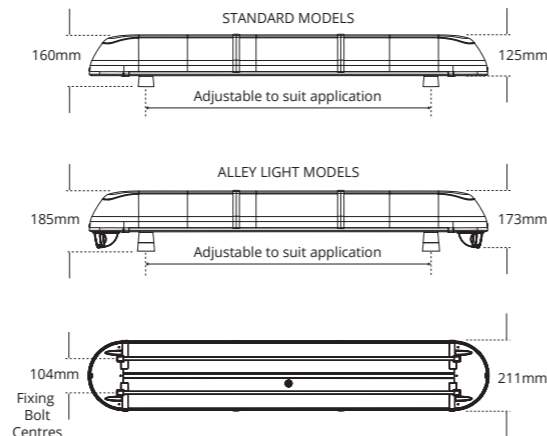


MAIN FEATURES

- Multi-voltage (10-30V)
- 2ft/610mm, 2.5ft/762mm, 3ft/915mm, 4ft/1220mm, 5ft/1524mm & 6ft/1828mm lengths available
- ECE R65 approved double flash pattern
- Amber polycarbonate lenses
- Extruded aluminium base
- Amber or white centre sections available
- 4-bolt mounting fix / high rise feet option
- Extreme temperature reliability -30° to +50°
- 2ft magnetic model available (40mph max. speed)
- 2.5 metre multi-core cable



CLBT162A
400mm compact lightbar also available (see page 51).



Components	Current Consumption @ 12V	Current Consumption @ 24V
R65 LED Module (x1)	2.0A	1.0A
Centre Illumination (x1)	0.4A	0.2A
Alley Light (x1)	0.3A	0.2A
Hazard Light (x1)	0.3A	0.2A
Stop, Tail, Indicator (x1)	0.6A	0.3A
LED Worklamp (x1)	1.0A	0.5A

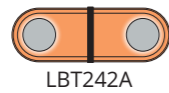
Lightbar shown: LBT484A/I

CUSTOMISE YOUR TORNADO TITAN

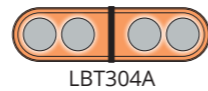
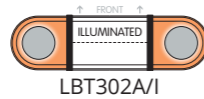
LED Stop, Tail, Indicator Light	External LED Alley Lights	Two or Four LED Head Options	STRØLUX Mounted LED Work Light Bar
100mm & 150mm 'Z' Mounting Brackets	Opaque/Illuminated Centre & Signage	External LED Work Lamps	Custom Lengths Available



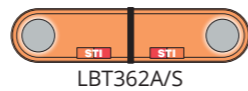
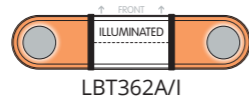
Lightbar Length | 2ft / 610mm



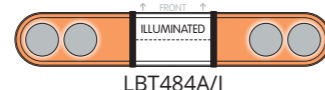
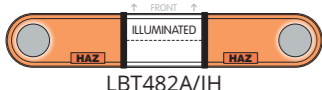
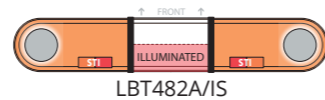
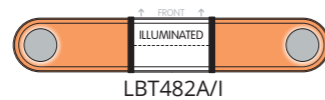
Lightbar Length | 2.5ft / 762mm



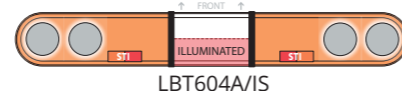
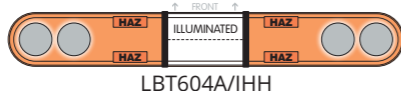
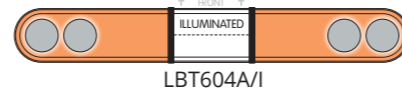
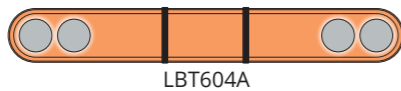
Lightbar Length | 3ft / 915mm



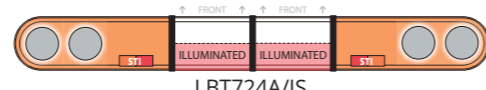
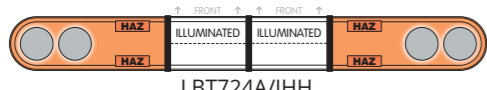
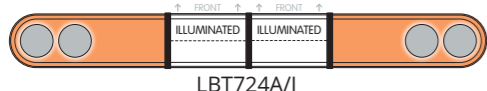
Lightbar Length | 4ft / 1220mm



Lightbar Length | 5ft / 1524mm



Lightbar Length | 6ft / 1828mm



Lightbar drawings for illustration purposes only.

COMET LIGHTBAR RANGE

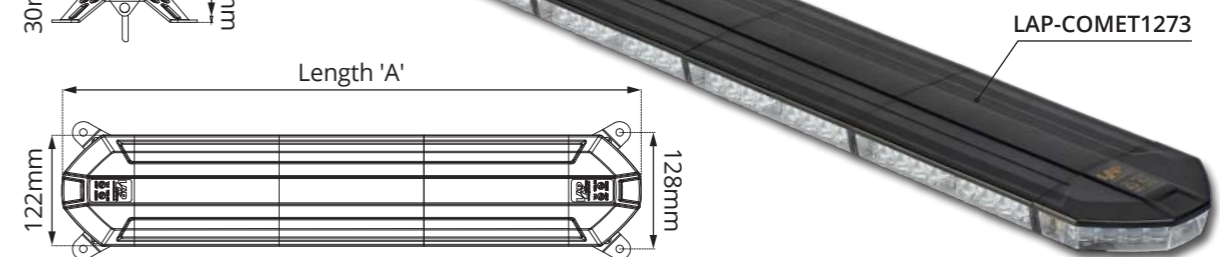
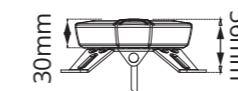

MAIN FEATURES

- ECE R65 approved (single flash)
- CISPR25 Class 3 approved
- Ultra slimline design - only 122mm in width
- 10 flash patterns in total
- Manufactured with a combination of 1W & 0.5W amber LEDs
- Lightweight design to help reduce fuel consumption and CO₂ emissions
- Four different lengths available



Only 122mm in width

KEY POINTS



Part Number	Length (A)	Number of LEDs	Weight*	Mounting	Current @ 12V / 24V
LAP-COMET637	637mm	64	1.3KG	Four Point	2.6A / 1.3A
LAP-COMET955	955mm	96	1.7KG	Four Point	2.8A / 1.4A
LAP-COMET1273	1273mm	128	2.4KG	Four Point	3.0A / 1.5A
LAP-COMET1432	1432mm	144	3.2KG	Four Point	3.2A / 1.6A

LUNAR LIGHTBAR RANGE



MAIN FEATURES

- Multi-voltage (10-30V)
- Clear polycarbonate lens
- Supplied with 3m cable
- Selectable CAP168 airport flash pattern
- Four R65 approved flash patterns including single & double flash
- Manufactured with 0.5W amber LEDs
- 280mm mini LUNAR also available (page 54)



KEY POINTS



CLBT162A RANGE

MAIN FEATURES

- Multi-voltage (10-30V)
- Amber polycarbonate lens
- Available in single point and twin point fixings
- Double flash only
- 120 flashes per minute
- Dimensions: 400 (L) x 180 (W) x 134mm (H)
- Manufactured with 48 x 3W LEDs

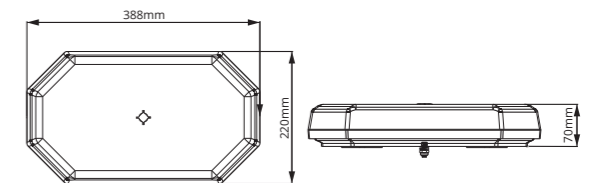


KEY POINTS



Part Number	Mounting	Current @ 12V / 24V
CLBT162A/SP	Single Point	3.0A / 1.5A
CLBT162A/TB	Twin Point	3.0A / 1.5A

LAP1556AC/SP



MAIN FEATURES

- Multi-voltage (10-30V)
- Clear polycarbonate lens
- Single point fixing
- 10 flash patterns
- Single flash pattern meets R65 approval
- Manufactured with 56 x 0.5W amber LEDs



KEY POINTS



Part Number	Mounting	Current @ 12V / 24V
LAP1556AC/SP	Single Point	2.3A / 1.2A



Part Number	Length (A)	Number of LEDs	Width x Height	Mounting	Current @ 12V / 24V
LAP-LUNAR592	592mm	228	259 x 105mm	Four Point	9.5A / 4.8A
LAP-LUNAR889	889mm	324	259 x 105mm	Four Point	13.5A / 6.8A
LAP-LUNAR1194	1194mm	420	259 x 105mm	Four Point	17.5A / 8.8A
LAP-LUNAR1505	1505mm	516	259 x 105mm	Four Point	21.5A / 10.8A

LAP1648AC RANGE

MAIN FEATURES

- Multi-voltage (10-30V)
- Clear polycarbonate lens
- 70mph rated on magnetic version
- Single flash meets R65 approval
- Dimensions: 398 (L) x 216 (W) x 47mm (H)
- Manufactured with 80 x 1.0W amber LEDs



KEY POINTS



Part Number	Mounting	Current @ 12V / 24V
LAP1648AC/MAG	Magnetic	2.0A / 1.0A
LAP1648AC/SP	Single Point	2.0A / 1.0A

LAP2156AC

MAIN FEATURES

- Multi-voltage (10-30V)
- 10 flash patterns
- Single flash meets R65 approval
- Four point fixing
- Dimensions: 540 (L) x 240 (W) x 90mm (H)
- Manufactured with 56 x 0.5W amber LEDs
- Supplied with rubber fixing feet and brackets
- Clear polycarbonate lens



KEY POINTS



Part Number	Mounting	Current @ 12V / 24V
LAP2156AC	Four Point	2.3A / 1.2A

LAP1272AC RANGE

MAIN FEATURES

- Multi-voltage (10-30V)
- Clear polycarbonate lens
- 40mph rated on magnetic version
- Single flash meets R65 approval
- Dimensions: 310 (L) x 159 (W) x 75mm (H)
- Manufactured with 72 x 0.5W amber LEDs



KEY POINTS



Part Number	Mounting	Current @ 12V / 24V
LAP1272AC/MAG	Magnetic	3.0A / 1.5A
LAP1272AC/SP	Single Point	3.0A / 1.5A

LAP1220R65 RANGE

MAIN FEATURES

- Multi-voltage (10-30V)
- Amber and clear polycarbonate lens
- Available in magnetic and single point fixings
- Single flash meets R65 approval
- Dimensions: 297 (L) x 175 (W) x 53mm (H)
- Current consumption: 1.4A @ 12V, 0.7A @ 24V
- Manufactured with 20 x 3W LEDs



KEY POINTS



Part Number	Mounting	Lens Colour
LAP1220R65MAG	Magnetic	Amber
LAP1220R65SP	Single Point	Amber
LAP1220CR65/MAG	Magnetic	Clear
LAP1220CR65/SP	Single Point	Clear

LAP-LUNAR280



MAIN FEATURES

- Multi-voltage (10-30V)
- Selectable CAP168 airport flash pattern (not available on magnetic model)
- Dimensions: 280 (L) x 259 (W) x 36mm (H)
- Four R65 approved flash patterns including single & double flash (single flash on MAG)
- Manufactured with 108 x 0.5W amber LEDs
- Complete LUNAR range available (page 50)



KEY POINTS



Part Number	Mounting	Current @ 12V / 24V
LAP-LUNAR280	Single Point	4.5A / 2.3A
LAP-LUNAR280MAG	Magnetic	4.5A / 2.3A

LAP1436AC/SP

MAIN FEATURES

- Multi-voltage (10-30V)
- 10 flash patterns
- Single and double flash meet R65 approval
- Single point fixing
- Dimensions: 360 (L) x 168 (W) x 40mm (H)
- Manufactured with 36 x 1W amber LEDs
- Clear polycarbonate lens



KEY POINTS



Part Number	Mounting	Current @ 12V / 24V
LAP1436AC/SP	Single Point	3.0A / 1.5A

MINI LED LIGHTBAR BRACKETS

MAIN FEATURES

- 304 grade 2mm thick stainless steel
- Fits all LAP single point mini LED lightbars
- Adds 30mm or 60mm of height to mounting position
- Dimensions: 410 (L) x 110 (W) x 30/60mm (H)



KEY POINTS



Bracket Part Number	Bracket Height
63202580	30mm
63202210	60mm



LAP1220R65SP

- 83/113mm mounted height
- 2024 catalogue page 53



CLBT162A/SP

- 154/184mm mounted height
- 2024 catalogue page 51



LAP1648AC/SP

- 77/107mm mounted height
- 2024 catalogue page 52



LAP1272AC/SP

- 105/135mm mounted height
- 2024 catalogue page 53